

Line Scan Lens

XENON-SAPPHIRE 4,5/95, beta' = -0.07

This high-resolution, high-speed lens is optimized for the use with 16k pixel line scan sensors. It is broadband coated and can be used in the range of 400 – 1000 nm.

The V-mount makes it easy to install and rotate into the desired azimuth position for a wide range of high resolution applications.

The XENON Sapphire 4.5/95 provides three significant stop positions that are especially marked on the stop ring:

- F#4.5 is the maximum opening of the stop and provides maximum brightness. The mechanical vignetting at this F/number is only approx. 10% at the edge of the field. The MTF for 100 lp/mm is very high up to the edge of a 58 mm field. Due to the high aperture the lens is more sensitive with respect to change of magnification.
- F#5.4 shows maximum MTF and practically diffraction limited performance over the whole field. The depth of field is bigger but the lens is still sensitive to magnification changes. At 5.4 the lens is free of artificial vignetting.
- F#6.4 produces more diffraction which reduces the MTF slightly but is now extremely homogenous over the entire field. The lens shows this performance for the complete magnification range from $-0.12 < \beta' < -0.05$ and performs well for a magnification range of $-0.17 < \beta' < -0.03$ at a 16k performance of 100 lp/mm.



XENON-SAPPHIRE lens

Key Features

- for 16k line scan cameras (57.3mm length / pixel sizes 3.5µm)
- for 12k line scan cameras (62.5mm length / pixel sizes appr. 5µm)
- High resolution optics 400 - 1000 nm
- Robust mechanics for industrial environment
- Vibration insensitive
- Focus and iris setting lockable

Applications

- High-resolution 16k line scan applications
- 12k TDI inspection
- Machine Vision and other imaging applications with high throughput
- Flat panel inspection
- Quality control, etc.

Technical Specifications

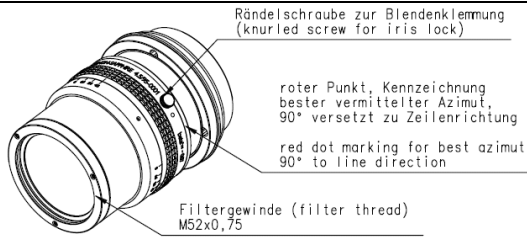
XENON-SAPPHIRE 4,5/95

F# range	4.5 - 8
Focal length	95.0 mm
Image circle	62.5 mm
Beta'	-0.07 (-0.03 ... -0.17)
Object to image distance	1552 (3357 ... 763)mm
Transmission	400 -1000 nm
Interface	Schneider V-mount 70
Weight	765 gr.
Code no.	1068013

Accessories

		Code no.
Adapter V70 / M72 x 0.75	10 mm	# 1072419
Extension tube	5 mm	# 1072420
Extension tube	10 mm	# 1072421
Extension tube	25 mm	# 26406
Extension tube	50 mm	# 1054733

XENON-SAPPHIRE 4.5/95



XENON SAPPHIRE 4.5/95

$f = 95,0 \text{ mm}$	$\beta'_P = 1,0$
$s_F = -49,81 \text{ mm}$	$s_{EP} = 45,28 \text{ mm}$
$s'_F = 53,13 \text{ mm}$	$s'_{AP} = -41,78 \text{ mm}$
$HH' = -2,22 \text{ mm}$	$\square d = 84,84 \text{ mm}$

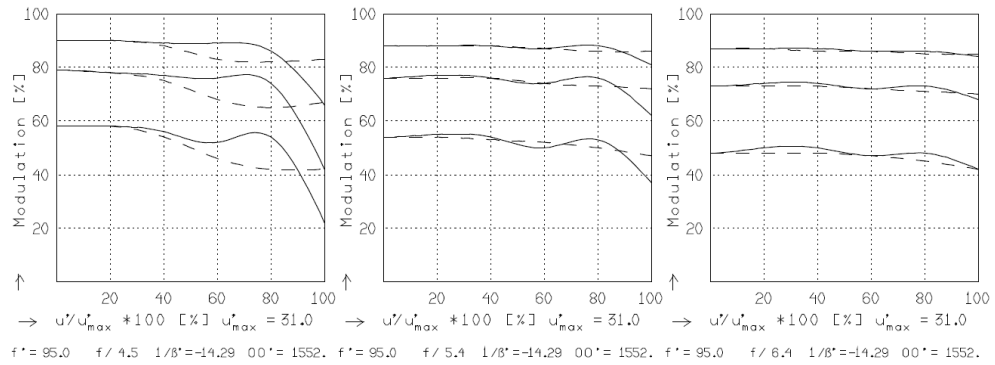
XENON SAPPHIRE 4.5/95

MODULATION with reference to the relative image height

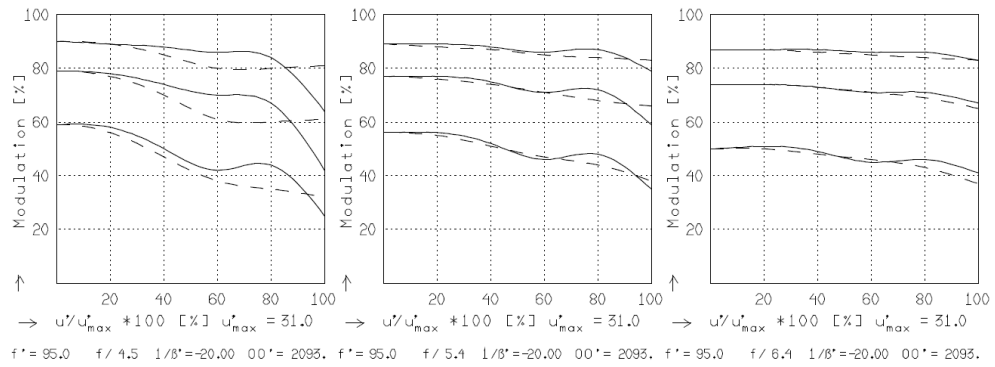
Wavelength λ [nm] :	525	675	625	575	475	425
Spectral weighting [%] :	26.5	6.4	24.2	27.8	13.6	1.5
Spatial frequency R [1/mm] :	25	50	100			
Image- \emptyset f / 4.5 [mm] :	62.0					
Image- \emptyset f / 6.4 [mm] :	62.0					

radial —
tangential - -

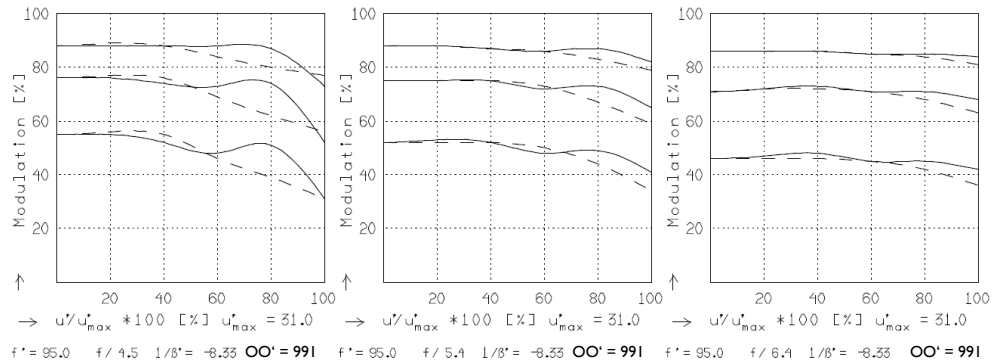
$\beta' = -0.07$



$\beta' = -0.05$

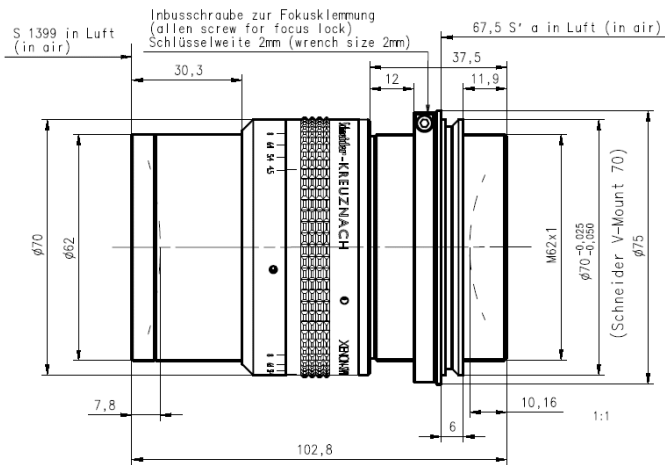


$\beta' = -0.12$



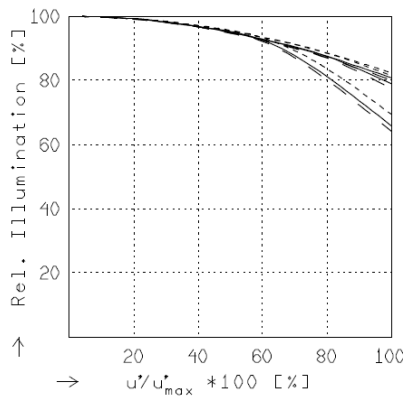
Focusing : MTF_{max} at $f / 4.5$, $R = 50$ 1/mm, $u'/u'_{max} = 0$

XENON-SAPPHIRE 4.5/95



XENON SAPPHIRE 4.5/95

$f = 95,0 \text{ mm}$	$\beta'_p = 1,0$
$s_F = -49,81 \text{ mm}$	$s_{EP} = 45,28 \text{ mm}$
$s'_F = 53,13 \text{ mm}$	$s'_{AP} = -41,78 \text{ mm}$
$HH' = -2,22 \text{ mm}$	$\square d = 84,84 \text{ mm}$

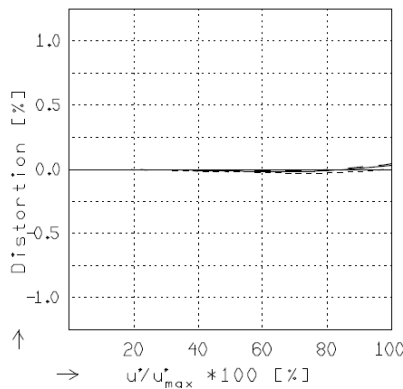


RELATIVE ILLUMINATION

The relative illumination is shown for the given focal distances or magnifications.

$f / 4.5$ $f / 5.4$ $f / 6.4$

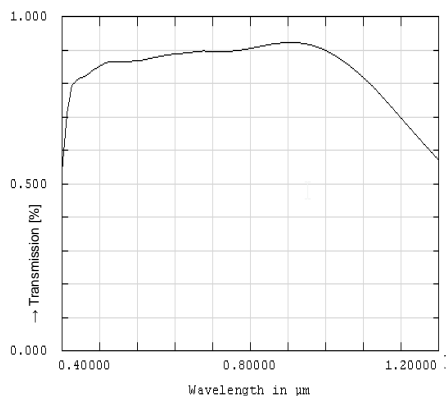
— $\beta' = -0.0700$	$u'_{max} = 31.0$	$OO' = 1552$
- - $\beta' = -0.0500$	$u'_{max} = 31.0$	$OO' = 2093$
- - - $\beta' = -0.1200$	$u'_{max} = 31.0$	$OO' = 991$



DISTORTION

Distortion is shown for the given focal distances or magnifications. Positive values indicate pincushion distortion and negative values barrel distortion.

— $\beta' = -0.0700$	$u'_{max} = 31.0$	$OO' = 1552$
- - $\beta' = -0.0500$	$u'_{max} = 31.0$	$OO' = 2093$
- - - $\beta' = -0.1200$	$u'_{max} = 31.0$	$OO' = 991$



TRANSMITTANCE

Relative spectral transmittance is shown with reference to wavelength.

Contact

Jos. Schneider Optische Werke GmbH
Ringstraße 132
55543 Bad Kreuznach
Germany
Phone +49 671 601-205
Fax +49 671 601-286
www.schneiderkreuznach.com
industrie@schneiderkreuznach.com

Schneider Optical Technologies Co., Ltd.
Rm. A505 Yingdali Science Park, Hongmian Rd.,
Futian Free Trade Zone, Shenzhen 518038,
P.R. China
Phone: +86 755 88 32 11 70
Fax: +86 755 88 32 11 75
www.schneiderkreuznach.com
info@schneider-asiapacific.com

Schneider Optics Inc.
285 Oser Ave.
Hauppauge, NY 11788
USA
Phone +1 631 761-5000
Fax +1 631 761-5090
www.schneideroptics.com/industrial
industrial@schneideroptics.com